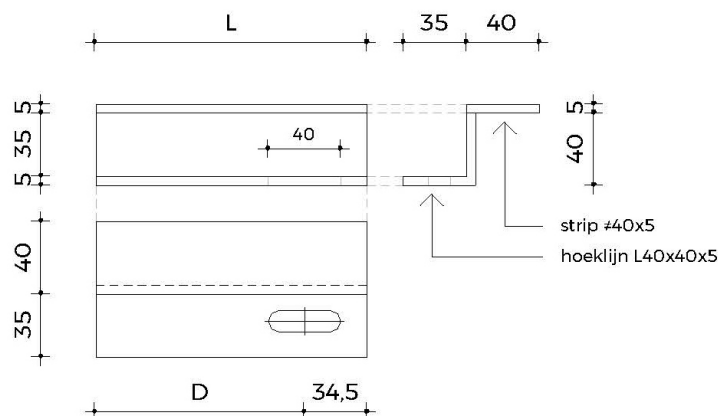
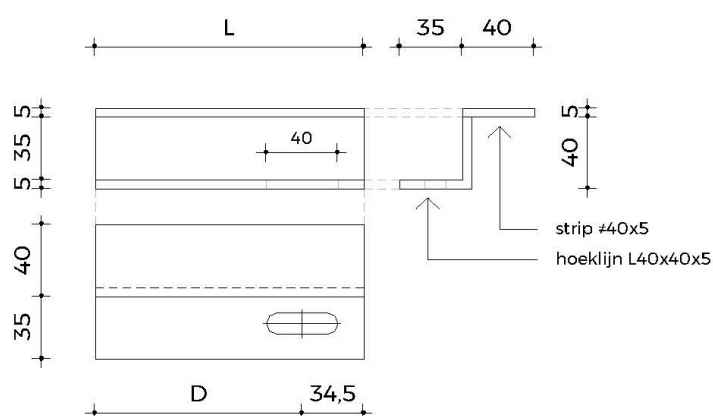


Enkele deuren



$$L = 77 + LD^*$$

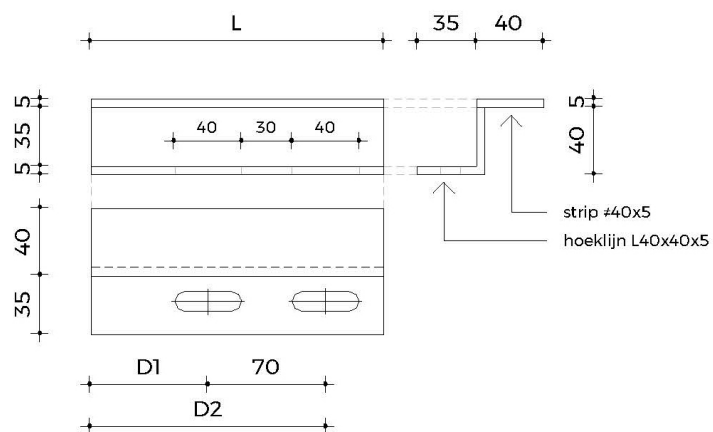
$$D = 42,5 + LD$$



$$L = 88 + LD^*$$

$$D = 53 + LD$$

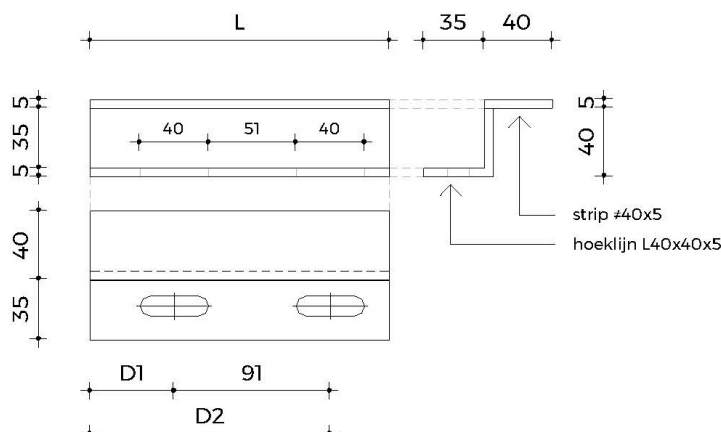
Dubbele deuren



$$L = 147 + LD$$

$$D1 = 42,5 + LD$$

$$D2 = 112,5 + LD$$



$$L = 179 + LD$$

$$D1 = 53 + LD$$

$$D2 = 144 + LD$$

NB: hoeklijnen t.b.v. ophanging deuren mee te nemen door stalleverancier.
Aantal afhankelijk van deurbreedte, h.o.h. maat van de hoeklijnen is 600 mm.